



# Alfa Laval SaniMidget SB 3-A

## Rotary Spray Head

### Introduction

The Alfa Laval SaniMidget SB 3-A is a rotary spray head tank cleaning machine for hygienic environments. Designed to clean tanks from 1-15 m<sup>3</sup>.

The Alfa Laval SaniMidget SB 3-A minimizes the consumption of water and cleaning media. Easy to customize to meet customer requirements, the SaniMidget SB 3-A allows companies to spend less time cleaning and more time producing.

The SaniMidget SB 3-A is authorized to carry the 3-A symbol.

### Application

The Alfa Laval SaniMidget SB 3-A is designed for the removal of residues from hygienic tanks across dairy, brewery, distillery, beverage, food, personal care and many other industries.

### Benefits

- 40% faster cleaning = more time for production
- Saves up 40% of your cleaning cost
- Dynamic cleaning performance and 360° full wetting
- Easy to retrofit traditional spray balls to a more economical solution

### Standard design

Different choice of spray patterns suitable for various applications and tank designs, ranging from simple tanks to more complex tanks with structures such as agitator and baffles. The SaniMidget SB 3-A is lubricated by the cleaning media.

### Working principle

The flow of the cleaning media causes the head of the Alfa Laval SaniMidget SB 3-A to rotate, and the fan-shaped jets layout a swirling pattern throughout the tank or reactor. This generates the wetting/impact needed for the efficient removal of the residual product; the cascading flow covers all internal surface of the vessel.



### Spray Pattern



360°



270° up

### Certificates

2.2 material certificate, Q-doc, 3-A and ATEX.



## TECHNICAL DATA

|                         |                                     |
|-------------------------|-------------------------------------|
| Lubricant:              | Lubrication by rinse/cleaning fluid |
| Wetting radius:         | Max. 3 m                            |
| Impact cleaning radius: | Max. effective 1.4 m                |

### Pressure

|                       |         |
|-----------------------|---------|
| Working pressure:     | 1-3 bar |
| Recommended pressure: | 2 bar   |

## PHYSICAL DATA

### Materials

|                     |                        |
|---------------------|------------------------|
| Metallic parts:     | AISI 316L (UNS S31603) |
| Non-metallic parts: | PEEK 450G              |

\* FDA compliance 21CFR§177

|                 |            |
|-----------------|------------|
| Surface finish: | Ra < 0.8µm |
|-----------------|------------|

|         |                             |
|---------|-----------------------------|
| Weight: | 1" : 0.20 kg / 1½": 0.44 kg |
|---------|-----------------------------|

### Temperature

|                           |       |
|---------------------------|-------|
| Max. working temperature: | 95°C  |
| Max. ambient temperature: | 150°C |

### Connections

- Weld-on: 1" ISO 2037, or DN25 DIN11850-R1, or 1" BPE US
- Clip-on: 1 1/2" ISO 2037, or 1" or 1 1/2" BPE US

### Clip-on options

Easy-on/off clip (ø4.0 mm). Clip needed for both clip-on and weld-on versions to assemble the machine

### Caution

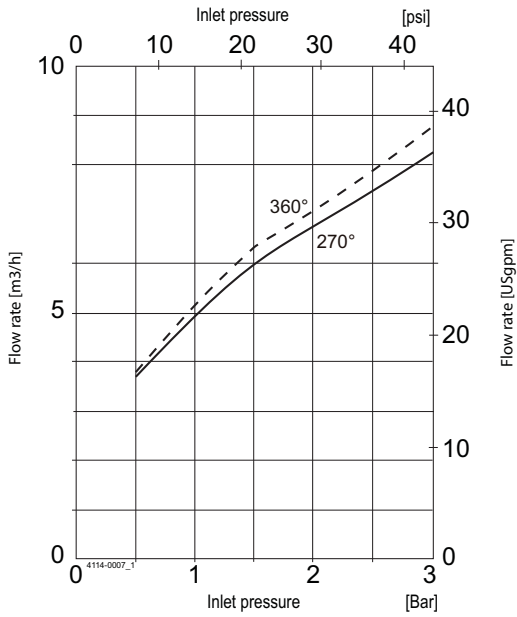
Avoid hydraulic shock, hard and abrasive particles in the cleaning liquid, as this can cause increased wear and/or damage of internal mechanisms. In general, a filter in the supply line is recommended. Do not use for gas evacuation or air dispersion. For steaming we refer to the manual.

## Qualification Documentation

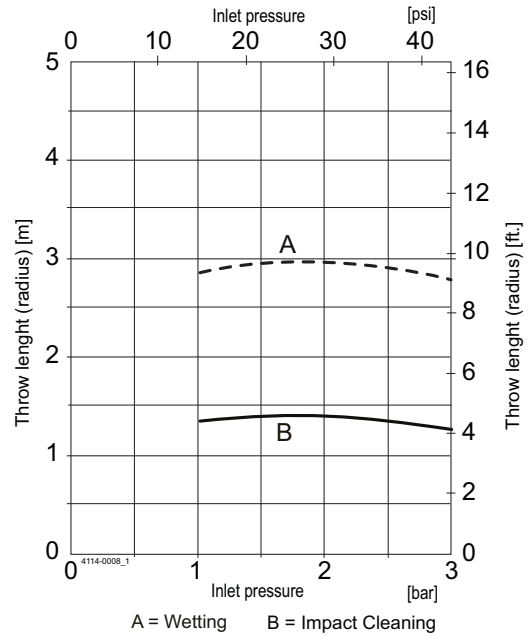
### Documentation specification

|       |  |
|-------|--|
| Q-doc | Equipment Documentation includes: <ul style="list-style-type: none"><li>- EN 1935/2004 DoC</li><li>- EN 10204 type 3.1 inspection Certificate and DoC</li><li>- FDA DoC</li><li>- GMP EC 2023/2006 DoC</li><li>- EU 10/2011 DoC</li><li>- ADI DoC</li><li>- QC DoC</li></ul> |
| ATEX  | ATEX approved machine for use in explosive atmospheres.<br>Category 1 for installation in zone 0/20 in accordance with Directive 2014/34/EU<br>II 1G Ex h IIB 85°C ...175°C Ga<br>II 1D Ex h IIIC T85°C ...T140°C Da   |
| 3-A   | 3-A number: 78-##. Spray Cleaning Devices  |

## Flow Rate



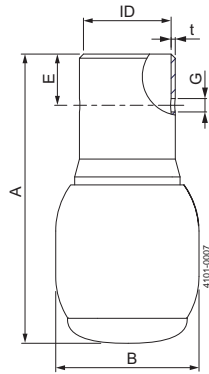
## Cleaning radius



For Clip-on models, the flow rate is increased by approx. 0.5 m³/h.

**Note:** The inlet pressure has been taken immediately before the inlet to the machine. In order to achieve the performance indicated on the curves, the pressure drop in the supply lines between pump and machine must be taken in consideration and the water temperature during testing was approx. 20°C.

## Dimensions (mm)



|        | Clip-on<br>1" BPE US | Clip-on<br>1½" BPE US/1½"<br>ISO 2037 | Weld-on*<br>1" ISO 2037 | Weld-on*<br>1" BPE US | Weld-on*<br>DN25 DIN R1 |
|--------|----------------------|---------------------------------------|-------------------------|-----------------------|-------------------------|
|        | mm                   | mm                                    | mm                      | mm                    | mm                      |
| ID     | ø25.7                | ø38.4                                 | ø22.6                   | ø22.1                 | ø25.7                   |
| t      | 1.2                  | 1.2                                   | 1.2                     | 1.65                  | 1.2                     |
| B      | ø42.0                | ø54.7                                 | ø42.0                   | ø42.0                 | ø42.0                   |
| A      | 84.8                 | 118.3                                 | 104.8                   | 108.8                 | 84.8                    |
| ø-clip | ø4.0                 | ø4.0                                  | ø4.0                    | ø4.0                  | ø4.0                    |
| G      | ø4.1                 | ø4.1                                  | ø4.1                    | ø4.1                  | ø4.1                    |
| E      | 15.0                 | 25.4                                  |                         |                       |                         |

\* Weld-on version only meets the requirements of the 3-A Hygienic Standard 78-## if installed according to the user manual.

\*\* Third Party Verification shows that this machine meets the requirements of the 3-A Hygienic Standard 78-##.

Alfa Laval reserves the right to change specifications without prior notification.

---

**How to contact Alfa Laval**

Contact details for all countries  
are continually updated on our website.  
Please visit [www.alfalaval.com](http://www.alfalaval.com) to  
access the information direct.