



Low Flow Impact Cleaning


Alfa Laval TJ TZ-89 Rotary Jet Head

Application

The Toftejorg TZ-89 rotary jet head provides 3D indexed low flow impact cleaning over a defined time period. It is suitable for processing, storage and transportation tanks and vessels between 0.5 and 50 m³ within e.g. the food, ingredient, health care and pharmaceutical industry.

Working principle

The flow of the cleaning fluid makes the nozzles perform a geared rotation around the vertical and horizontal axes. In the first cycle, the nozzles lay out a coarse pattern on the tank surface. The subsequent cycles gradually make the pattern more dense, until a full pattern is reached after 8 cycles. The drive mechanism is located outside the tank or process equipment, leaving a minimum of parts to be submerged into the product.



TECHNICAL DATA

Lubricant: Self-lubricating with the cleaning fluid

Standard Surface finish:

Product contact parts: Ra 0.8µm

Max throw length: 4-7 m

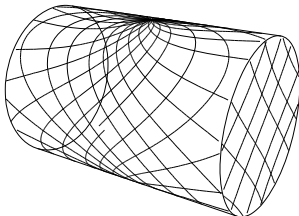
Impact throw length: 2.5-4 m

Pressure


Working pressure: 2-7 bar

Recommended pressure: 5-6.5 bar

Cleaning Pattern



First cycle



Full pattern

The above drawings show the cleaning pattern achieved on a cylindrical horizontal vessel. The difference between the first cycle and the full pattern represents the number of additional cycles available to increase the density of the cleaning.

Certificates

2.1 material certificate

PHYSICAL DATA

Materials

316L (UNS S61603), Duplex steel (UNS N31803), PTFE, PEEK, FEP/Silicone

Temperature

Max. working temperature: 95°C

Max. ambient temperature: 140°C

Weight: 5.5 - 8.5 kg

Connections

Inlet connections: Thread: 3/4" Rp (BSP) or NPT, male or

Clamp: 1" ISO 2852

Tank connection: Flange: 50 DN6 DIN 2501, or

3" ANSI B 16.5 or

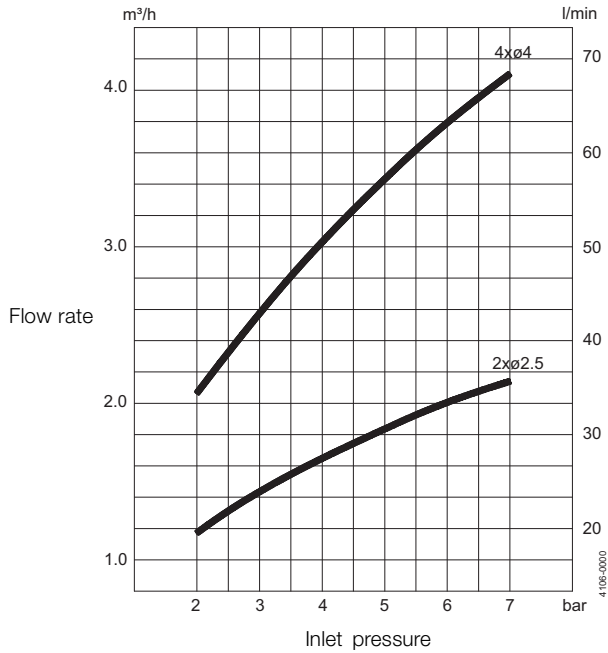
Clamp: 3" or 4" ISO2852

Options

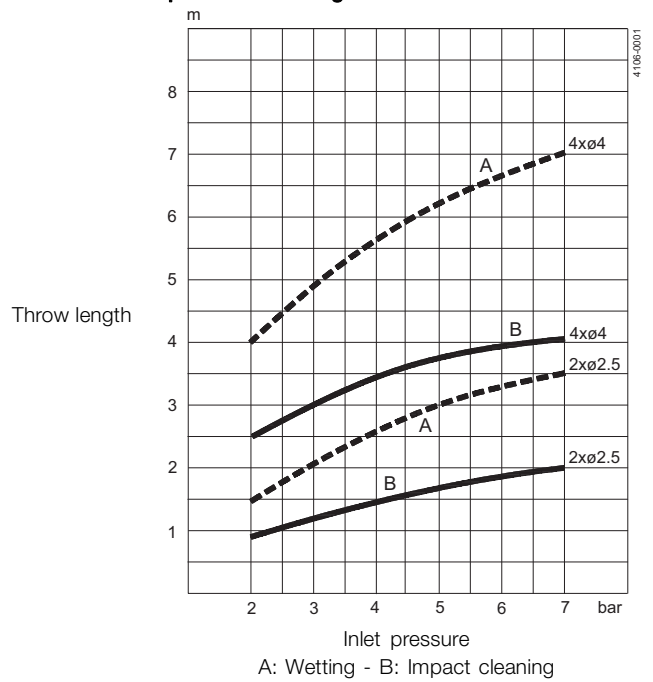
Rotation sensor to verify 3D coverage.



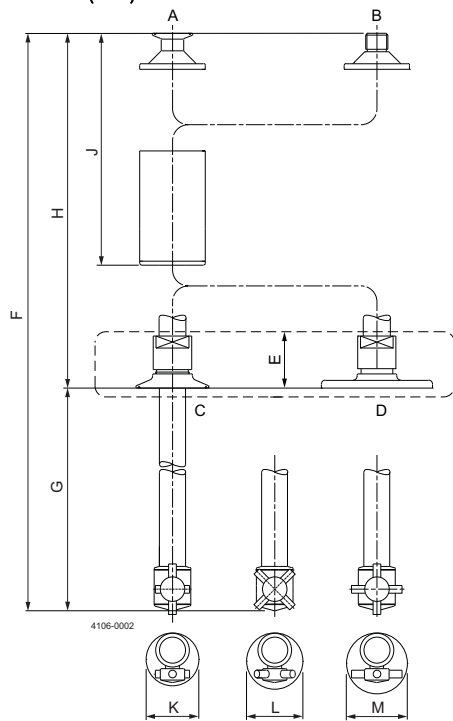
Flow Rate



Impact Throw Length

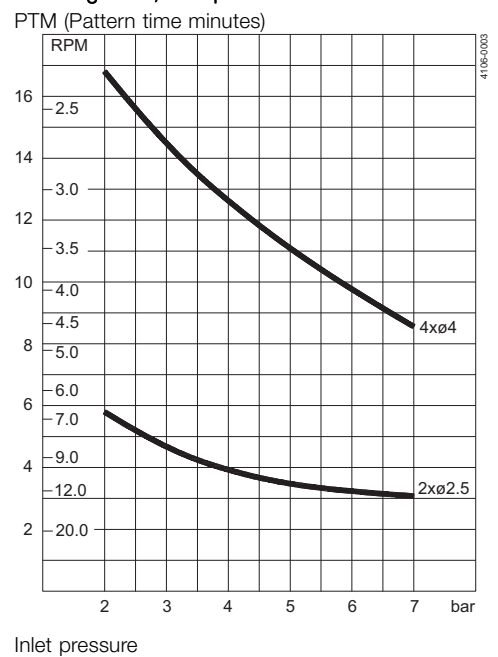


Dimensions (mm)



- A: Clamp 1" ISO
- B: Thread 3/4" Rp (BSP) / NPT
- C: Clamp 3" ISO

Cleaning Time, Complete Pattern



- D: Flange 50ND6, DIN2501 Do=140/PC=110/Db=4xø14 Flange 3" ANSI 16.5 1991 Do=190.5/PC=152.4/Db=4xø19
- E: Adjustable

F	G-DPL	H	J	K	L	M
350	Min. 62 Max. 96	Max. 288 Min. 254	190	ϕ69	ϕ72	ϕ79.5
500	Min. 62 Max. 246	Max. 438 Min. 254	190	ϕ69	ϕ72	ϕ79.5
750	Min. 62 Max. 496	Max. 688 Min. 254	190	ϕ69	ϕ72	ϕ79.5
1020	Min. 62 Max. 766	Max. 958 Min. 254	190	ϕ69	ϕ72	ϕ79.5
1270	Min. 62 Max. 1016	Max. 1208 Min. 254	190	ϕ69	ϕ72	ϕ79.5
1500	Min. 62 Max. 1246	Max. 1438 Min. 254	190	ϕ69	ϕ72	ϕ79.5

Standard Design

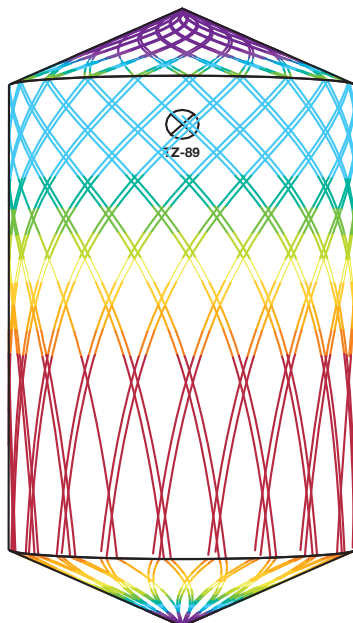
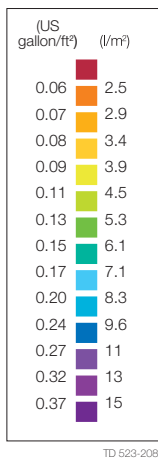
Special versions include Tri-Clamp connections and ultra-low flow with fast rotation. As standard documentation, the Toftejorg TZ-89 can be supplied with a "Declaration of Conformity" for material specifications.

TRAX simulation tool


TRAX is a unique software that simulates how the Toftejorg TZ-89 performs in a specific tank or vessel. The simulation gives information on wetting intensity, pattern mesh width and cleaning jet velocity. This information is used to determine the best location of the tank cleaning machine and the correct combination of flow, time and pressure to implement.

A TRAX demo containing different cleaning simulations covering a variety of applications can be used as reference and documentation for tank cleaning applications. A TRAX simulation is free and available upon request.

Wetting Intensity



D2m H3m, Toftejorg TZ-89, 4 x ϕ4 mm Time = 2.8 min., Water consumption = 159 l



D2m H3m, Toftejorg TZ-89, 4 x ϕ4 mm Time = 11.1 min., Water consumption = 637 l

How to contact Alfa Laval

Contact details for all countries are continually updated on our website. Please visit www.alfalaval.com to access the information direct.