



Alfa Laval SaniMidget SB UltraPure

Rotary Spray Head

Introduction

The Alfa Laval SaniMidget SB UltraPure is a rotary spray head tank cleaning machine for hygienic environments. Designed to clean tanks from 1 - 15 m³.

The Alfa Laval SaniMidget SB UltraPure minimizes the consumption of water and cleaning media. Easy to customize to meet customer requirements, the SaniMidget SB UltraPure allows companies to spend less time cleaning and more time producing.

The polymer of the SaniMidget SB UltraPure is approved and tested according to USP class VI.

Alfa Laval UltraPure equipment is designed and configured to meet the high demands of the biotech and pharmaceutical industry. Special attention is given to documentation, material and surface finish, in compliance with current Good Manufacturing Practices (cGMP) and other guidance for this industry.

Application

The Alfa Laval SaniMidget SB UltraPure is engineered for the removal of residues from hygienic tanks across the biotech and pharmaceutical industries.

Benefits

- 40% faster cleaning = more time for production
- Saves up to 40% of your cleaning cost
- Dynamic cleaning performance and 360° full wetting
- Easy to retrofit traditional spray balls to a more economical solution

Standard design

Different choice of spray patterns suitable for various applications and tank designs, ranging from simple tanks to more complex tanks with structures such as agitator and baffles. The SaniMidget SB UltraPure is lubricated by the cleaning media.



Working principle

The flow of the cleaning media causes the head of the Alfa Laval SaniMidget SB UltraPure to rotate, and the fan-shaped jets layout a swirling pattern throughout the tank or reactor. This generates the wetting/impact needed for the efficient removal of the residual product; the cascading flow covers all internal surfaces of the vessel.

Spray Pattern



360°



270° up

Certificates

Q-doc, Q-doc incl. FAT/SAT and ATEX



TECHNICAL DATA

Lubricant:	Lubrication by rinse/cleaning fluid
Wetting radius:	Max. 3 m
Impact cleaning radius:	Max. effective 1.4 m

PHYSICAL DATA

Materials	
Metallic parts:	AISI 316L (UNS S31603)
Non-metallic parts:	PEEK MG
Surface finish:	Ra < 0.8µm

Temperature	
Max. working temperature:	95°C
Max. ambient temperature:	150°C

Weight:	1": 0.20 kg.
---------	--------------

Connections	
- Weld-on: 1" ISO 2037, or DN25 DIN11850-R1, or 1" BPE US	
- Clip-on: 1" BPE US	

Clip-on options

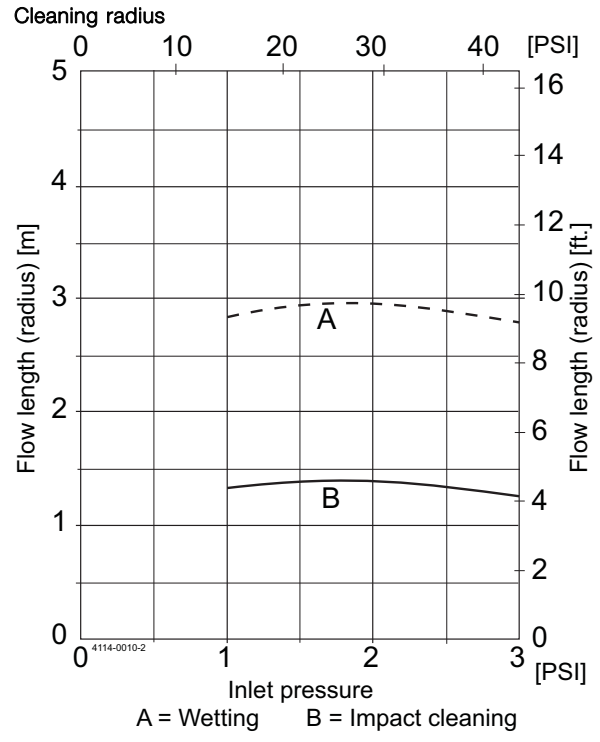
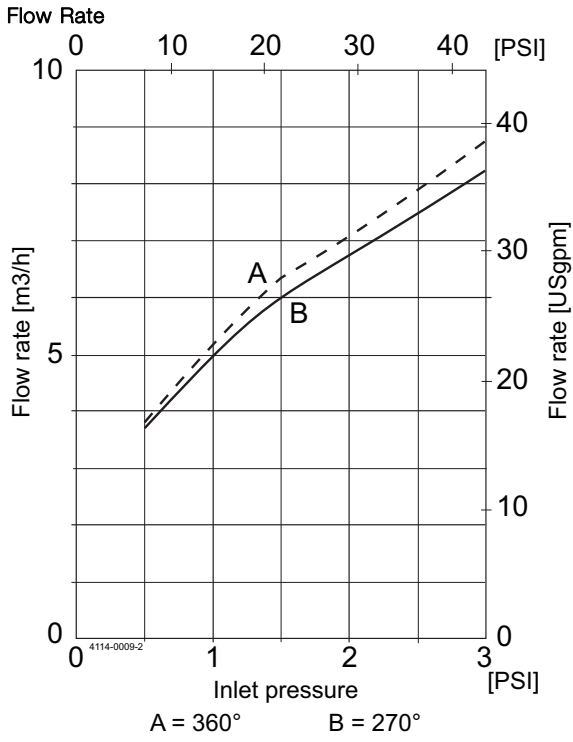
Easy-on/off clip (ø4.0 mm). (Clip needed for both clip-on and weld-on versions to assemble the machine)

Caution

Avoid hydraulic shock, hard and abrasive particles in the cleaning liquid, as this can cause increased wear and/or damage of internal mechanisms. In general, a filter in the supply line is recommended. Do not use for gas evacuation or air dispersion. For steaming we refer to the manual.

Qualification Documentation

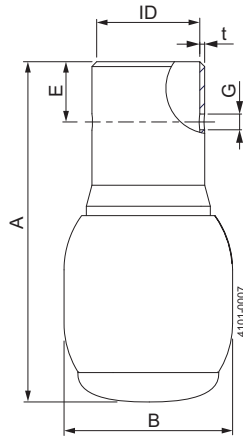
Documentation specification	
Q-doc	Equipment Documentation includes: <ul style="list-style-type: none">- EN 1935/2004 DoC- EN 10204 type 3.1 inspection Certificate and DoC- FDA DoC- GMP EC 2023/2006 DoC- EU 10/2011 DoC- ADI DoC- QC DoC
ATEX	ATEX approved machine for use in explosive atmospheres. Category 1 for installation in zone 0/20 in accordance with Directive 2014/34/EU II 1G Ex h IIB 85°C ...175°C Ga II 1D Ex h IIIC T85°C ...T140°C Da
Q-doc + FAT-SAT	Qualification Documentation includes <ul style="list-style-type: none">- Q-doc- RS, Requirement Specification- DS, Design specification incl. Traceability Matrix- FAT, Factory acceptance Test incl. IQ and OQ- SAT, Site Acceptance Test protocol incl. IQ and OQ for End-User Execution



For Clip-on models, the flow rate is increased by approx. 0.5 m³/h.

Note:
The inlet pressure has been taken immediately before the inlet to the machine. In order to achieve the performance indicated on the curves, the pressure drop in the supply lines between pump and machine must be taken in consideration and the water temperature during testing was approx. 20°C.

Dimensions (mm)



	Clip-on 1" BPE US mm	Weld-on 1" ISO 2037 mm	Weld-on 1" BPE US mm	Weld-on DN25 DIN R1 mm
ID	ø25.7	ø22.6	ø22.1	ø25.7
t	1.2	1.2	1.65	1.2
B	ø42.0	ø42.0	ø42.0	ø42.0
A	84.8	104.8	108.8	84.8
ø-clip	ø4.0	ø4.0	ø4.0	ø4.0
G	ø4.1	ø4.1	ø4.1	ø4.1
E	15.0			

Alfa Laval reserves the right to change specifications without prior notification.

How to contact Alfa Laval

Contact details for all countries
are continually updated on our website.
Please visit www.alfalaval.com to
access the information direct.