



## Alfa Laval SaniMicro

### Rotary Spray Head

#### Introduction

The Alfa Laval SaniMicro is a rotary spray head tank cleaning machine for hygienic environments. Designed to clean tanks from 0.05–1 m<sup>3</sup> (13-264 US gallons).

The Alfa Laval SaniMicro minimizes the consumption of water and cleaning media. Easy to customize to meet customer requirements, the SaniMicro allows companies to spend less time cleaning and more time producing.

#### Application

The Alfa Laval SaniMicro is designed for the removal of residues from hygienic tanks across the dairy, brewery, distillery, beverage, food, personal care and many other industries.

#### Benefits

- 40% faster cleaning = more time for production
- Saves up 40% of your cleaning cost
- Dynamic cleaning performance and 360° full wetting
- Easy to retrofit traditional spray balls to a more economical solution

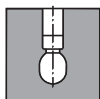
#### Standard design

Different choice of spray pattern suitable for various applications and tank designs, ranging from simple tanks to more complex tanks with structure such as agitator and baffles. The SaniMicro is lubricated by the cleaning media.

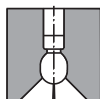
#### Working principle

The flow of the cleaning media causes the head of the Alfa Laval SaniMicro to rotate, and the fan-shaped jets layout a swirling pattern throughout the tank or reactor. This generates the wetting/impact needed for the efficient removal of the residual product; the cascading flow covers all internal surface of the vessel.

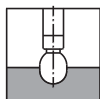
#### Spray Pattern



360°



270° up



180° down



#### Certificates

2.2 material certificate, Q-doc and ATEX.



[www.sks-online.com](http://www.sks-online.com)

## TECHNICAL DATA

Lubricant:	Self-lubricating with the cleaning fluid
Wetting radius:	Max. 2.5 m
Impact cleaning radius:	Max. effective 0.6 m
<b>Pressure</b>	
Working pressure:	1-3 bar
Recommended pressure:	2 bar

## PHYSICAL DATA

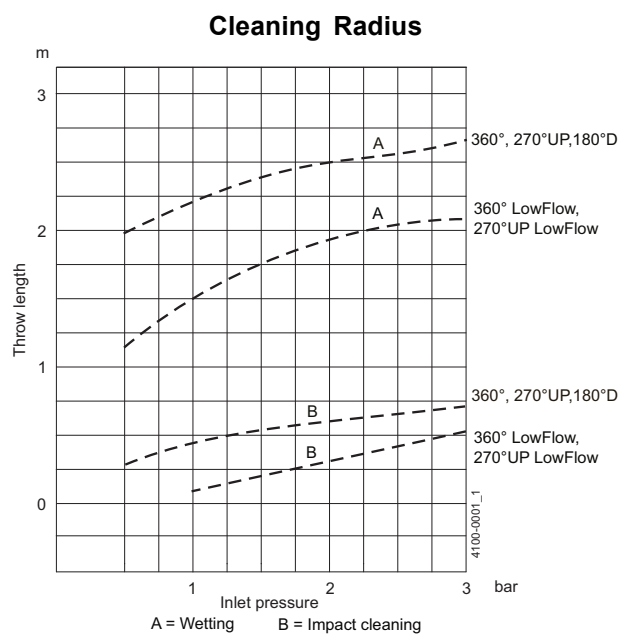
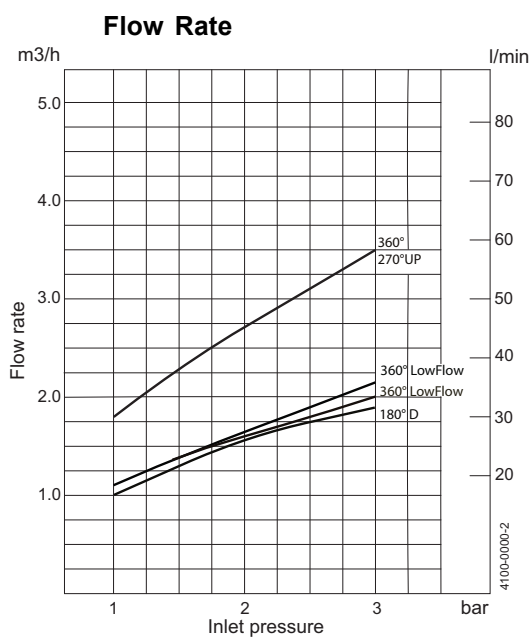
Materials:	AISI 316L (UNS S31603). PTFE*
* FDA compliance 21CFR§177.	
Clip parts:	316
<b>Standard Surface finish</b>	
exterior:	Ra 0.5µm
internal:	Ra 0.8µm
<b>Temperature</b>	
Max. working temperature:	95°C
Max. ambient temperature:	140°C
Weight:	75 g
<b>Connections</b>	
- Thread: 3/8" Rp (BSP), or 3/8" NPT	
- Weld-on: 3/4" ISO 2037, or DN15 DIN11850-R1 or R2, or 3/4" BPE US	
- Clip-on: 3/4" ISO 2037, or DN15 DIN11850-R1 or R2, or 3/4" BPE US	

### Caution

Avoid hydraulic shock, hard and abrasive particles in the cleaning liquid, as this can cause increased wear and/or damage of internal mechanisms. In general, a filter in the supply line is recommended. Do not use for gas evacuation or air dispersion. For steaming we refer to the manual.

### Qualification Documentation

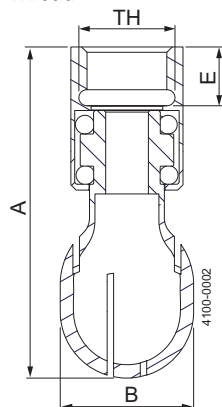
<b>Documentation specification</b>	
Q-doc	Equipment Documentation includes:
	- EN 1935/2004 DoC
	- EN 10204 type 3.1 inspection Certificate and DoC
	- FDA DoC
	- GMP EC 2023/2006 DoC
	- EU 10/2011 DoC
	- ADI DoC
ATEX	- QC DoC
	ATEX approved machine for use in explosive atmospheres.
	Catagory 1 for installation in zone 0/20 in accordance with Directive 2014/34/EU
II 1G Ex h IIC 85°C ...175°C Ga	
II 1D Ex h IIIC T85°C ...T140°C Da	



For Clip-on models, the flow rate is increased by approx. 0.2 m<sup>3</sup>/h

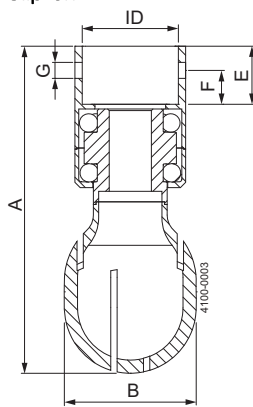
### Dimensions (mm)

#### Thread



TH  
3/8" Rp (BSP)  
3/8" NPT

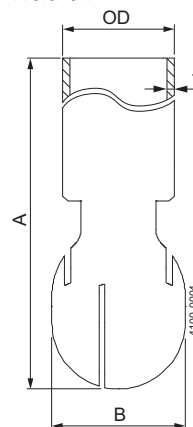
#### Clip-on



ID  
ISO:  
DIN Range 1:  
BPE US / DIN Range 2 :

ø17.4 mm  
ø18.2 mm  
ø19.2 mm

#### Weld-on



OD x t  
ISO:  
DIN Range 1:  
DIN Range 2:  
BPE US:

ø17.2 x 1 mm  
ø18 x 1 mm  
ø19 x 1.5 mm  
ø19.05 x ø1.65 mm

Type	A	B	E	F	G
Tread	62	ø25	11		
Clip-on	62	ø25	11	5.9	ø3.6
Weld-on	77.5	ø25			

Alfa Laval reserves the right to change specifications without prior notification.

---

**How to contact Alfa Laval**

Contact details for all countries  
are continually updated on our website.  
Please visit [www.alfalaval.com](http://www.alfalaval.com) to  
access the information direct.